



Serology & Immunology



RESEARCH | DIAGNOSTICS | PHARMACEUTICALS

INDEX

Cellbind gel cards	3	Quality control products	
		Quality controls	13
		Proficiency panels	13
Reagents in Cellbind gel cards		Specialised products	
ABO	3	Elution	14
Rhesus	4	Platelet crossmatching	14
Rhesus second line	4		
Rare antigens	4	Supporting products	
Controls	5	Software for antibody identification	15
		Immunohaematology books	15
Reagent red cells in Cellbind gel cards		Bioanalysis of biologics	
ABO	6	MabTrack ELISA kits	16
Screening and identification	6	Available tests via Sanquin Diagnostic Services	17
Cellbind dilution media	6		
		Monocyte activation test kit for pyrogen testing	
Cellbind equipment		MAT cell set	18
Fully automated	7		
Semi-automated	7	ELISA products	
		Cytokine ELISA kits	19
Reagents for blood grouping		PeliKine compact kits, 288 tests (3 plates)	19
Rhesus (tube only)	8	PeliPair reagent sets, 1824 tests (19 plates)	19
Rare antigens	8	ELISA supplementary reagents	20
Lectines	9		
Controls	9	PeliCluster monoclonal antibodies	21
		Non-clustered antibodies / granzyme antibodies	21
Anti-human globulin (Coombs sera)	9	PeliCluster cell-stimulating monoclonal antibodies	21
		PeliClass IgG subclass reagents	22
Potentiating reagents	10		
Reagent red cells			
Characteristics	11		
ABO (3% cell suspension)	11		
Coombs (3% cell suspension)	11		
Screening	11		
Identification	12		

Red cell & platelet serology

Cellbind gel cards

product no.	product name	package	description
K7000	Cellbind Screen	48 cards	Universal Cellbind gel card for all blood group serology tests, including typing for blood group antigens, reverse typing, antibody screening, antibody identification, crossmatch and DAT. Each column contains anti-IgM, anti-IgG and anti-C3d.
K7011	Cellbind Direct	48 cards	Cellbind gel card for the identification of the reaction subtype in samples with a positive DAT. Two columns with anti-IgG, two columns with anti-C3d and two columns for negative controls.
K7012	Cellbind Direct Type	48 cards	Cellbind gel card for typing of blood group antigens on red cells including red cells with a positive DAT. Each column contains anti-IgM.

Reagents in Cellbind gel cards

ABO

product no.	product name	package	clone	method	tube	M.T.P. *
K1188	Pelikloon anti-A (IgM) monoclonal	3x10 mL	BIRMA1	No incubation	•	•
K1189	Pelikloon anti-B (IgM) monoclonal	3x10 mL	LB2	No incubation	•	•
K1190	Pelikloon anti A,B (IgM) monoclonal	3x10 mL	ES4 ES15	No incubation	•	•

* M.T.P. = microtiter plate

Rhesus

product no.	product name	package	clone	method	tube	M.T.P.
K1255	Pelikloon anti-D (IgM) monoclonal	10 mL	RUM-1	No incubation	•	•
K1151	Pelikloon anti-D enhanced (IgM) monoclonal <i>One phase reagent for detection of (weak) D positive and D variant red blood cells</i>	10 mL	LDM1 ESD1M	No incubation	•	•
K1157 *	Pelikloon anti-D mix (IgG/IgM) monoclonal	10 mL	TH28 MS26	Combination of incubation and no incubation	•	•
K1195	Pelikloon anti-C (IgM) monoclonal	5 mL	MS24	No incubation	•	•
K1196	Pelikloon anti-c (IgM) monoclonal	5 mL	MS33	No incubation	•	•
K1191	Pelikloon anti-E (IgM) monoclonal	5 mL	MS260	No incubation	•	•
K1197	Pelikloon anti-e (IgM) monoclonal	5 mL	MS62 MS69	No incubation	•	•

Rhesus second line

product no.	product name	package	clone	method	tube	M.T.P.
K1202	Pelikloon anti-C (IgM) monoclonal	5 mL	MS273	No incubation	•	•
K1203	Pelikloon anti-c (IgM) monoclonal	5 mL	MS35	No incubation	•	•
K1204	Pelikloon anti-E (IgM) monoclonal	5 mL	MS80 MS258	No incubation	•	•
K1205	Pelikloon anti-e (IgM) monoclonal	5 mL	MS21 MS63	No incubation	•	•


Rare antigens

product no.	product name	package	clone	method	tube	M.T.P.
K1199	Pelikloon anti-K (IgM) monoclonal	5 mL	MS56	No incubation	•	•
K1236	Anti-Fy ^a (IgG) monoclonal AGT method	3 mL	P3TIM	Incubation	•	

* K1157: Two phase reagent: Direct agglutination of (weak) D positive red blood cells (IgM)
Indirect agglutination of weak D and D variant red blood cells (IgG)

Controls

product no.	product name	package	description
K1146	AB serum (pooled)	10 mL	Control on false-positive results with polyclonal blood grouping reagents or (IgG) monoclonal AGT reagents
K1156	Pelikloon control monoclonal	10 mL	Control on false-positive results with monoclonal blood grouping reagents



Reagent red cells in Cellbind gel cards

ABO


product no.	product name	package	description
K7240	Cellbind A ₁ reagent red cells	10 mL	Confirmation of ABO groups
K7241	Cellbind A ₂ reagent red cells	10 mL	Control cells
K7242	Cellbind B reagent red cells	10 mL	Confirmation of ABO groups
K7243	Cellbind O positive reagent red cells	10 mL	Control cells

Screening and identification

product no.	product name	package	description
K7200	Cellbind P2	2x10 mL	For the detection of antibodies
K7210	Cellbind P3	3x10 mL	For the detection of antibodies
K7230	Cellbind ID16	16x3 mL	For the identification of antibodies

Cellbind dilution media

product no.	product name	package	description
K7110	Cellbind LISS	100 mL	For diluting cells intended for typing, DAT, crossmatch and autocontrol
K7130	Cellbind LISS	3x25 mL	For diluting cells intended for typing, DAT, crossmatch and autocontrol
K7180	Cellbind DILUENT	100 mL	For diluting cells intended for reverse typing, screening and identification



Cellbind equipment

Fully automated

product no.	product name	description
K7320	Magister C24	Fully automated blood group serology system for Cellbind gel cards
K7390	Stirrer balls	3x80 balls
K7391	Deepwell tubes	1.4 mL (bag = 960 tubes)
K7392	Reusable tube holder	For 96 tubes
K7393	Decon 90	1 L
K7394	Evaporation caps	Bag of 20 pcs

Semi-automated

product no.	product name	description
K7300	Cellbind dispenser	For the addition of Cellbind LISS
K7302	Cellbind centrifuge (without rotor)	For (up to) 24 Cellbind gel cards
K7303	Cellbind rotor	For (up to) 24 Cellbind gel cards
K7315	Cellbind workstation - Donors	Holder for donor tubes
K7316	Cellbind workstation - Samples	Holder for sample tubes
K7317	Cellbind workstation - Gelcards	Holder for Cellbind gel cards
K7309	Cellbind reader Cyclops6 SA-BC	Cyclops6 SA-BC, standalone reader for reading of Cellbind gel cards



Reagents for blood grouping

For ABO, Rhesus and Rhesus second line: see *Reagents for Cellbind gel cards* (page 3-4).

Rhesus (tube only)

product no.	product name	package	clone	method	tube	M.T.P.
K1201	Pelikloon anti-C ^v (IgM) monoclonal	2 mL	MS110	Direct	•	

Rare antigens

product no.	product name	package	clone	method	tube	M.T.P.
K1199	Pelikloon anti-K (IgM) monoclonal	5 mL	MS56	Direct	•	•
K1236	Anti-Fy ^a (IgG) monoclonal AGT method	3 mL	P3TIM	Indirect	•	
K1201	Pelikloon anti-C ^v (IgM) monoclonal	2 mL	MS110	Direct	•	
K1300	Pelikloon anti-Jk ^a (IgM) monoclonal	2 mL	MS15	Direct	•	
K1301	Pelikloon anti-Jk ^b (IgM) monoclonal	2 mL	MS8	Direct	•	
K1302	Pelikloon anti-M (IgG) monoclonal	2 mL	LM110 LM140	Direct	•	
K1313	Pelikloon anti-N (IgG) monoclonal	2 mL	BO3	Direct	•	
K1304	Pelikloon anti-S (IgM) monoclonal	2 mL	MS94	Direct	•	
K1305	Pelikloon anti-P ₁ (IgM) monoclonal	2 mL	P3NIL100	Direct	•	
K1306	Pelikloon anti-Le ^a (IgM) monoclonal	2 mL	LEA2	Direct	•	
K1317	Pelikloon anti-Le ^b (IgA) monoclonal	2 mL	P3F234MD4	Direct	•	
K1310	Pelikloon anti-k (IgM) monoclonal	2 mL	Lk1	Direct	•	
K1337	Anti-Fy ^b AGT method	3 mL		Indirect	•	
K1343	Anti-s AGT method	3 mL		Indirect	•	
K1344	Anti-Wr ^a AGT method	3 mL		Indirect	•	

Lectines

product no.	product name	package	description	method	tube	M.T.P.
K1328	Anti-A ₁ (lectin) saline method	5 mL	Dolichos biflorus	Direct	•	•
K1327	Anti-H (lectin) saline method	3 mL	Ulex europaeus	Direct	•	

Controls

product no.	product name	package	description
K1146	AB serum (pooled)	10 mL	Control on false-positive results with polyclonal blood grouping reagents or (IgG) monoclonal AGT reagents
K1152	Pelikloon enhanced control	10 mL	Control on false-positive results with enhanced blood grouping reagents
K1156	Pelikloon control monoclonal	10 mL	Control on false-positive results with monoclonal blood grouping reagents

Anti-human globulin (Coombs sera)

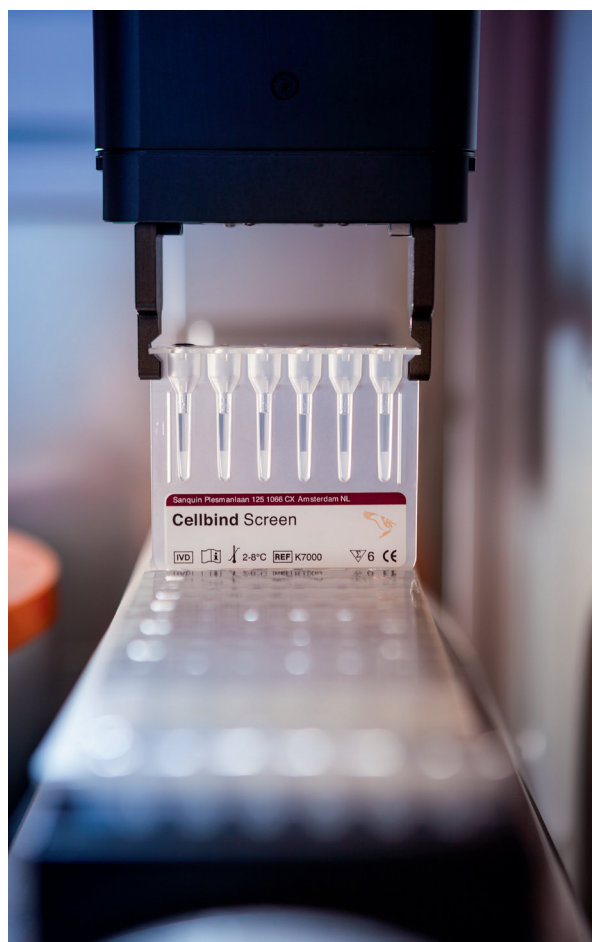
AHG contains anti-human IgG antibodies and/or anti-complement antibodies and can be used for the (in)direct antiglobulin test. All AHG (Coombs sera) are suitable for the tube technique.

product no.	product name	package	clone	method
K1131	Monospecific anti-human IgG	10 mL		IAT (LISS or PEG) DAT
K1377	Pelikloon anti-C3d monoclonal	5 mL	BRIC8	DAT
K1375	Monospecific anti-human IgA serum	5 mL		DAT
K1376	Monospecific anti-human IgM serum	5 mL		DAT
K1193	Pelikloon polyspecific anti-human serum	10 mL	BRIC8	IAT (LISS or BSA) DAT
K1194	Pelikloon polyspecific anti-human serum (green)	10 mL	BRIC8	IAT (LISS or BSA) DAT

Potentiating reagents

All potentiating reagents are suitable for use in the tube technique.

product no.	product name	package	description	methode
K1106	BSA 22% (bovine serum albumin)	10 mL		BSA-IAT
K1159	PEG 4000 20%	20 mL	Polyethylene glycol	PEG-IAT
K1110	PeliLISS	10 mL	Low ionic strength solution	LISS-IAT
K1121	Bromelin Lyophilized	5 mL		Enzyme test



Reagents red cells

Characteristics

- Identification panels always include a Kp^a, Lu^a and Wr^a positive cell, a k negative cell and a R₂R₂ cell
- The panels always contain C^v positive cells and the three cell screening panels are Bg^a, Bg^b and Bg^c negative
- All characteristics, such as unique rare antigens and mutations, are reported if known
- Produced every four weeks

ABO (3% cell suspension)

product no.	product name	package	description
K1140	A ₁ reagent red cells	10 mL	Confirmation of ABO groups
K1141	A ₂ reagent red cells	10 mL	Control cells
K1142	B reagent red cells	10 mL	Confirmation of ABO groups
K1143	O positive reagent red cells	10 mL	Control cells
K1144	O negative reagent red cells	10 mL	Control cells

Coombs (3% cell suspension)

Donors are blood group O/D positive. The red blood cells are sensitised with IgG anti-D antibodies.

product no.	product name	package
K1138	CCC coombs control cells strong	10 mL
K1145	CCC coombs control cells	10 mL

Screening

Donors are blood group O.

product no.	product name	package	description
K1388	Screening set 1+2	2x10 mL	For the detection of antibodies (3%)
K1148	Screening panel 123	3x10 mL	For the detection of antibodies (3%)
K1393	Wr ^a positive reagent red cells	3 mL	For the detection of antibodies (3%)
K5010	Column Screen 123	3x10 mL	For the detection of antibodies (0.8%)

Identification

Donors are blood group O.

product no.	product name	package	description
K1385	Makropanel 16	16x3 mL	For the identification of antibodies (3%)
K1384	Makropanel 16P (papain)	16x3 mL	Papain treated cells, for the identification of antibodies (3%)
K5020	Column Panel 16	16x3 mL	For the identification of antibodies (0.8%)



Quality control products

Quality controls

product no.	product name	package	description
K1379	PeliControl	2x8 mL	To be used as patient samples for internal quality control procedures for checking ABO/Rh-D, reverse blood typing and antibody screening. Contains two whole blood samples.
K1399	PeliControl CcEe-K	8 mL	To be used as patient sample for internal quality control procedures for checking Rhesus phenotype and K blood grouping. Contains one whole blood sample.

Educational tools

Proficiency panels

product no.	product name	package	description
K1386	PeliCase 1	1 set	Proficiency panel, for training skills on blood group serological procedures, routine level
K1387	PeliCase 2	1 set	Proficiency panel, for training skills on blood group serological procedures, advanced level

Specialised products

Elution

For easy and rapid acid elution of IgG antibodies from sensitised red blood cells.

product no.	product name	package	description
K1398	PeliStrip elution kit	15 tests	Contains elution solution and neutralisation solution with a pH colour indicator

Platelet crossmatching

M.T.P. based platelet test for the detection of anti-HLA and anti-HPA platelet antibodies.

product no.	product name	package	description
K1360	MASPAT kit	96 tests	One pre-coated microtiter plate and all required reagents
K1139	MASPAT indicator red cells	10 mL	0.3% sensitised red blood cells for use in MASPAT kit



Supporting products

Software for antibody identification

Our Panel Interpretation Program can assist you with creating your exclusion panel and help you with antibody identification in an efficient and accurate way according to Fisher's exact test ($p < 0.05$).

product no.	product name	description
K3005	PeliPIP	CD-ROM with software of the Panel Interpretation Program

Immunohaematology books

The book Immunohaematology is published by Sanquin and discusses the theoretical backgrounds of blood group serology/immunohaematology and has become indispensable in today's transfusion laboratory.

product no.	product name	description
K3010	Erythrocytenserologie	Dutch version
K3010EN	Immunohaematology	English version

Clinical & research immunology

Bioanalysis of biologics

Therapeutic drug monitoring (TDM) is vitally important to optimize therapy for all patients treated with biologics. Monitoring drug levels and determination of anti-drug antibodies (ADA) is relevant as it can guide treatment decisions to optimize treatment efficacy and cost-effectiveness. It brings both under and overtreatment to light. Therefore, we developed highly specific assays to monitor biopharmaceutical drug levels and ADA response in serum and plasma.

MabTrack ELISA kits

product no.	product name	package	description
M2910	MabTrack level adalimumab	96 tests	ELISA for quantitative measurement of adalimumab drug levels, CE IVD, ready for use
M2920	MabTrack level infliximab	96 tests	ELISA for quantitative measurement of infliximab drug levels, CE IVD, ready for use
M2950	MabTrack ADA adalimumab	48 tests	ELISA for semi-quantitative measurement of anti-adalimumab antibodies, CE IVD, ready for use
M2960	MabTrack ADA infliximab	48 tests	ELISA for semi-quantitative measurement of anti-infliximab antibodies, CE IVD, ready for use



MabTrack



Available tests via Sanquin Diagnostic Services


Biologic	Level		ADA	
	Service	MabTrack	Service	MabTrack
Abatacept	✓	-	-	-
Adalimumab	✓	✓	✓	✓
Certolizumab	✓	-	✓	-
Etanercept	✓	-	-	-
Golimumab	✓	-	✓	-
Infliximab	✓	✓	✓	✓
Natalizumab	✓	-	✓	-
Omalizumab	✓	-	✓	-
Rituximab	✓	-	✓	-
Tocilizumab	✓	-	✓	-
Ustekinumab	✓	-	✓	-
Vedolizumab	✓	-	✓	-
Nivolumab	✓	-	✓	-
Pembrolizumab/ Secukinumab		<i>In development</i>		

Monocyte activation test kit for pyrogen testing

MAT cell set

The set contains three vials each containing PBMCs pooled from four donors and three vials of dedicated MAT culture medium supplement with sufficient material to run three 96-well plates. The MAT cell set can ideally be used in combination with the PeliKine compact cytokine kits (e.g. IL-6, product number M1916 and PeliKine tool set 1, product number M1980). MAT service testing is available by the Sanquin Diagnostic laboratory and can be contacted at MATservices@sanquin.nl.

product no.	package	description
M2016	kit	MAT cell set for three 96-well plates



ELISA products

Cytokine ELISA kits

We offer a range of cytokine ELISA kits available as PeliKine compact kits (288 tests) and PeliPair reagents sets (1824 tests). The optimised and easy-to-follow IFU warrants reliable assay results.

PeliKine compact kits, 288 tests (3 plates)

The kit contains all critical components to run an ELISA.

product no.	cytokine	sensitivity	standard range
M1934	IL-1-beta	0.8 pg/mL	0.4 - 300 pg/mL
M1916	IL-6	0.2 pg/mL	0.6 - 450 pg/mL
M1918	IL-8	1.0 pg/mL	1.0 - 240 pg/mL
M1933	IFN-gamma	1.0 pg/mL	2.0 - 500 pg/mL

PeliPair reagent sets, 1824 tests (19 plates)

The set contains five times the coating antibody and biotinylated detection antibody, as well as the cytokine standard from the compact kits, and is sufficient for 1824 tests (including calibration curves).

product no.	cytokine
M9334	IL-1 beta
M9316	IL-6
M9318	IL-8
M9333	IFN-gamma



ELISA supplementary reagents

product no.	package	description
M1980	kit	PeliKine tool set 1, 288 tests (3 plates) components: <ul style="list-style-type: none">• coating buffer• PBS• wash buffer; stop buffer• TMB substrate solution
M2051	0.1 mL	streptavidin poly HRP, 1 mg/mL
M2032	1 mL	streptavidin poly HRP, 1 mg/mL
M1940	55 mL	HPE buffer to dilute samples and poly HRP, eliminating matrix effects



PeliCluster monoclonal antibodies

The purified (neat) monoclonal antibodies (1 mL, 0.2 mg) are sufficient for at least 200 tests with e.g. fluorescence microscopy. Fluorescein-labelled (FITC) and phycoerythrin-labelled (PE) monoclonal antibodies (1 mL) are sufficient for at least a 100 tests in flow cytometry.

All purified (neat) antibodies are for Research Use Only (RUO). Most labelled monoclonal antibodies are CE IVD marked and can be used for diagnostic purposes.

Neat	FITC	CD	iso type	clone name
	M1604	CD16	IgG2a	CLB-FcR gran/1, 5D2
	M1613	CD36	IgG1	CLB-IVC7
M1538	M1674	CD41a	IgG1	CLB-tromb/7, 6C9
M1637		CD42d	IgG1	CLB-SW16
	M1672	CD49f	IgG2a	NKI-GoH3 (rat)
	M1594	CD66b	IgG1	CLB-B13.9
M1545		CD66acde	IgG1	CLB-gran/10, IH4Fc

Non-clustered antibodies / granzyme antibodies

FITC	PE	antibody	iso type	clone name
M1703		MPO	IgG2a	CLB-MPO-1/1, 7.17
	M2289	Granzyme-B	IgG1	GB11

PeliCluster cell-stimulating monoclonal antibodies

product no.	CD	iso type	clone name
M1654	CD3	IgE	CLB-T3/4.E, 1XE
M1650	CD28	IgG1	CLB-CD28/1, 15E8

PeliClass IgG subclass reagents

Sanquin manufactures a broad range of kits and reagents for the determination of IgG subclass concentrations.

product no.	product name
M1551	PeliClass human IgG subclass ELISA kit
M1557	PeliRIDe human IgG subclass RID kit
M1895	PeliClass human IgG subclass Plus kit
Components:	
M1891	PeliClass sheep anti human IgG1Plus
M1892	PeliClass sheep anti human IgG2 Plus
M1893	PeliClass latex sheep anti human IgG3 Plus
M1894	PeliClass latex sheep anti human IgG4 Plus
M1896	PeliClass human IgG subclass Plus calibrator set
M1897	PeliClass human IgG subclass Plus control 1
M1898	PeliClass human IgG subclass Plus control 2



Sanquin is responsible for safe and efficient blood supply in the Netherlands on a not-for-profit basis. Sanquin also develops and produces pharmaceutical products, conducts high-quality scientific research, and develops and performs a multitude of diagnostic services. Continuous research and innovation lead to new and improved products and services. Quality and development therefore go hand in hand.

Sanquin

Blood Bank

Diagnostic Services BV

Plasma Products BV

Research

Reagents BV

Sanquinnovate BV

Sanquin Reagents BV

Plesmanlaan 125
1066 CX Amsterdam
P.O. Box 9190
1006 AD Amsterdam
The Netherlands

www.sanquin.org/reagents

January 2018

KM-0002-01

For order enquiries

Telephone +31 20 - 512 37 39
Fax +31 20 - 512 35 70
E-mail reagentsorders@sanquin.nl

For technical information

Telephone +31 20 - 512 35 99
E-mail reagents@sanquin.nl