

- More chance of a successful platelet transfusion
- Saving time by quickly anticipating on antibodies
- Optimal treatment of patient
- Less bleeding tendency of patient
- Less waste of platelet concentrate

# MASPAT crossmatch for platelet transfusions



#### MASPAT kit (K1360) contains:

- A microtiter plate (12 strips of 8 wells); the wells have been coated with platelet-specific monoclonal antibodies (CD41)
- MASPAT LISS reagent (10 mL)
- MASPAT anti-human IgG (6 mL)
- Positive control (a mix of platelet-specific antibodies) (1 mL)
- Negative control (contains no platelet-specific antibodies) (1 mL)

#### In addition, MASPAT Indicator Red Cells (K1139) are needed:

- Suspension (0.3%) of erythrocytes sensitised with IgG antibodies (10 mL)



#### Sanquin Reagents B.V.

Plesmanlaan 125  
NL-1066 CX Amsterdam  
P.O. Box 9190  
NL-1006 AD Amsterdam

[www.sanquin.org/reagents](http://www.sanquin.org/reagents)

K1360-EN2022

#### For order enquiries

Telephone +31 20 - 512 37 39  
Fax + 31 20 - 512 35 70  
E-mail [reagentsorders@sanquin.nl](mailto:reagentsorders@sanquin.nl)

#### For technical information

Telephone +31 20 - 512 35 99  
E-mail [reagents@sanquin.nl](mailto:reagents@sanquin.nl)

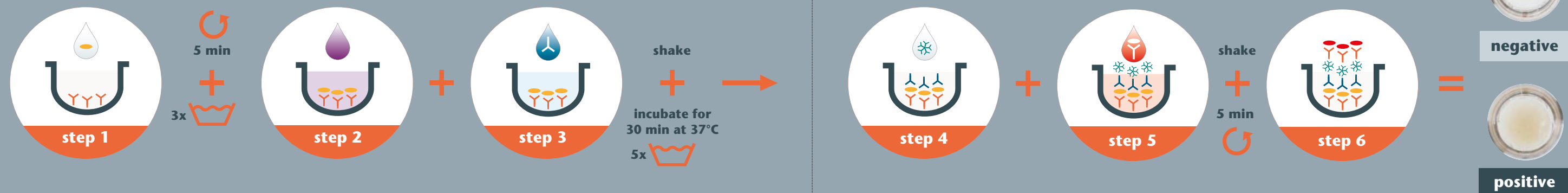
#### Sanquin:

Blood Bank  
Diagnostic Services B.V.  
Research  
Reagents B.V.  
Sanquinnovate B.V.

# MASPAT

## More efficient platelet transfusions with MASPAT kit

Test procedure | 90 min



Add platelets to MASPAT microplate

Add MASPAT LISS

Add patient serum

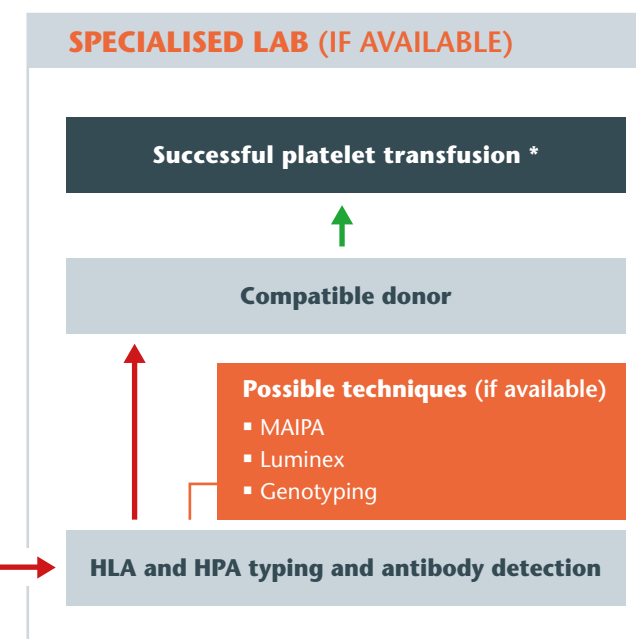
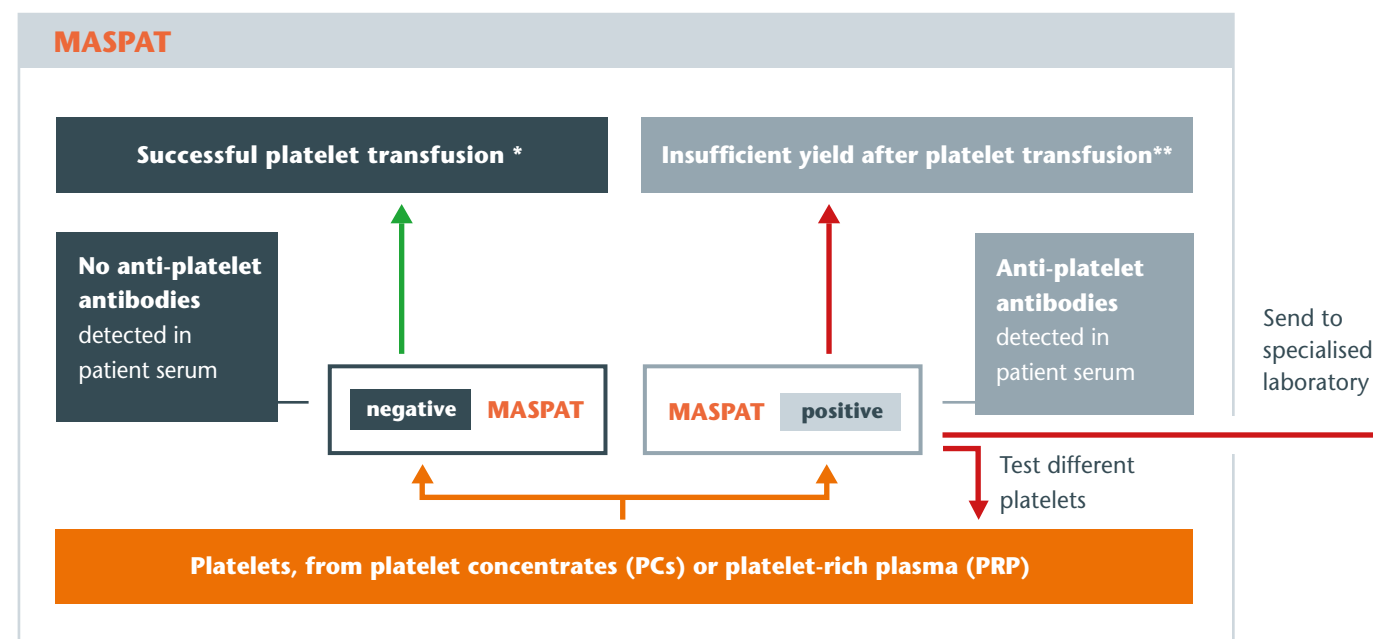
Add MASPAT anti-IgG reagent

Add MASPAT Indicator Red Cells

Reactions can now be read

## Thrombocytopenia in practice

Procedure with MASPAT kit



### Legend

- = Thrombocyte-specific monoclonal antibodies
- = Donor platelets
- = MASPAT LISS reagent
- = Patient serum
- = MASPAT anti-IgG reagent
- = MASPAT Indicator Red Cells

\* A corrected count increment (CCI) of: > 7.5 - one hour after transfusion and > 4.51 - 6-24 hours after transfusion

\*\* Platelet refractoriness; defined as at least 2 ABO-compatible platelet transfusions with a CCI of < 7.5 - one hour after transfusion

Ref: CBO Blood transfusion Guidelines